


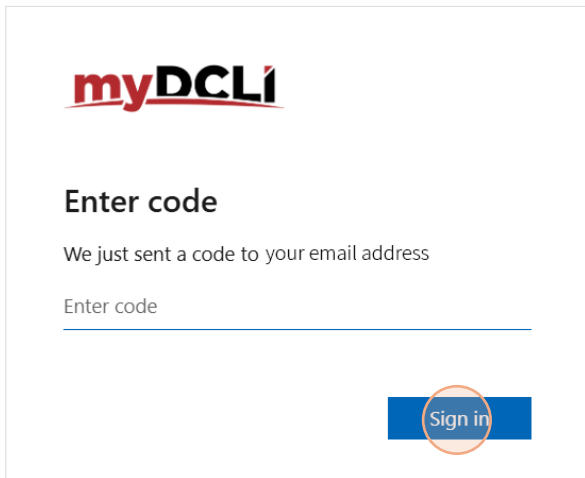
Viewing Summary Invoices on myDCLI

1. Go to myDCLI.com/login
2. Enter your email address and click Next.



The screenshot shows the myDCLI login interface. At the top left is the myDCLI logo. Below it is the heading "Log In" followed by the text "Log in to myDCLI". There is an input field containing the email address "ed.mctow@abct.com". Below the input field is a link that says "No account? Create one". At the bottom of the form are two buttons: a grey "Back" button and a blue "Next" button. The "Next" button is circled in orange.

3. You will receive a multi-factor authentication email containing a code to confirm your identity. It will be sent from: myDCLI (via Microsoft). <account-security-noreply@accountprotection.microsoft.com> Enter the code you receive in the field indicated and click Sign in.

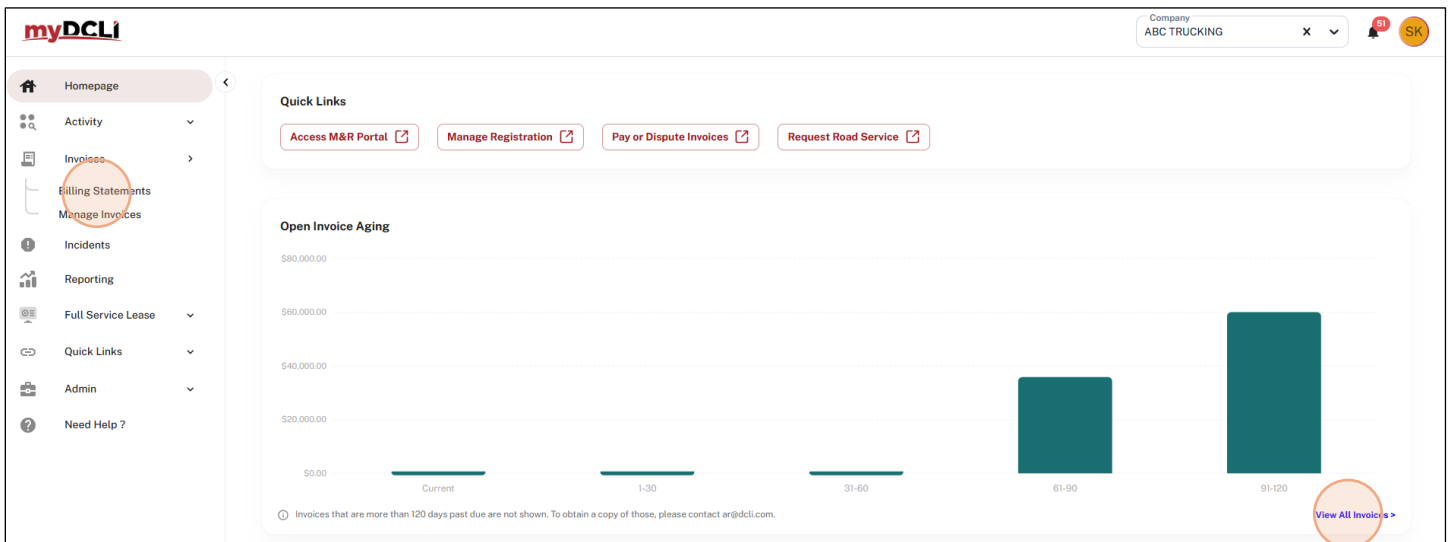


The screenshot shows the myDCLI "Enter code" page. At the top left is the myDCLI logo. Below it is the heading "Enter code" followed by the text "We just sent a code to your email address". There is an input field with the placeholder text "Enter code". At the bottom right of the form is a blue "Sign in" button, which is circled in orange.

NOTE: If you want to save your credentials for a quicker login process, you can select to do that on the following "Stay signed in?" screen.

4. From the myDCLI Homepage, the Invoices section in the left-hand navigation allows you to either view your Billing Statements or Manage Invoices.

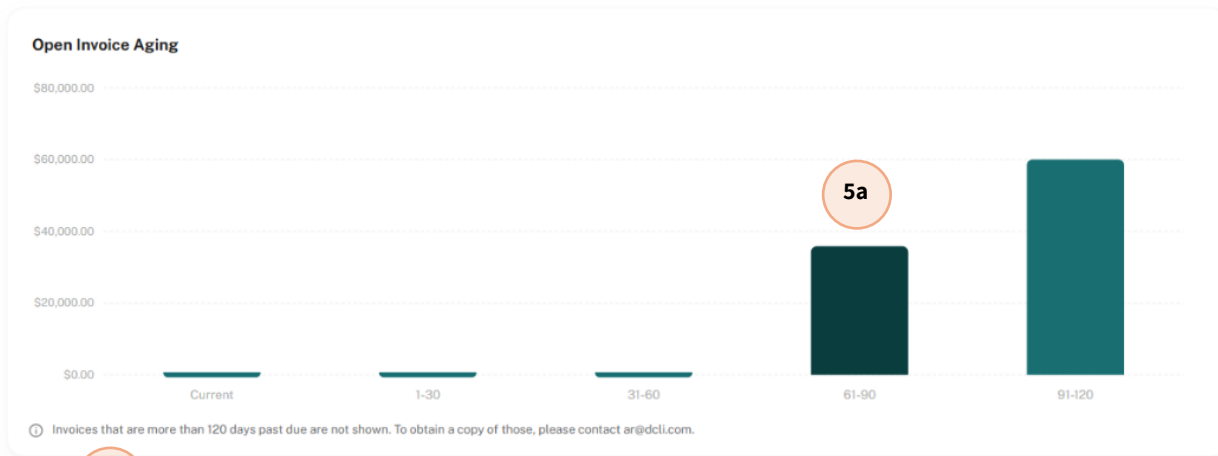
To view your Billing Statements, click Billing Statements in the left nav. You can also click on the “View All Invoices” link at the bottom of the Open Invoice Aging graph.



5. At the bottom of the Billing Statements screen, you will see a table of your invoices. This table is completely customizable and can be modified in several ways:

- You can click on a bar in the graph to filter the results to show only that date range
- You can click on the Details and Summary icons above the table to toggle between the two lists
- You can search for a specific Transaction Number (in the Detail view) or Summary Invoice Number (in the Summary view)
- You can click on the Filter icon to filter results by Invoice Type, Billing Date, Invoice Amount, or Invoice Aging
- To remove any filters, click the Clear icon above the table
- You can click on the Download icon to export the list as a CSV file

Billing Statements



5b Detail | Summary

5c Bucket: 61-90 **5e** Clear

5c Search

5d Filter **5f** Download Manage Invoices

7 results found

Customer Name	Customer Num...	Collector	Invoice Type	Doc Type	Summary Invoic...	Transaction Num...	Billing Date	Due D
ABC TRUCKING - AB...	ABCT		RS REBILL INV	invoice	5841	RS5ef0193e-d081-1	11/11/2025	12/05/2
ABC TRUCKING - AB...	ABCT		RS REBILL INV	invoice	5841	RS5ef04c5f-d081-1	11/11/2025	12/05/2
ABC TRUCKING - AB...	ABCT		RS REBILL INV	invoice	5841	RS5ef07e19-d081-1	11/11/2025	12/05/2
ABC TRUCKING - AB...	ABCT		RS REBILL INV	invoice	9478	RS5f0d252c-d081-1	11/23/2025	12/17/2
ABC TRUCKING - AB...	ABCT		RS REBILL INV	invoice	9478	RS5f0d9f58-d081-1	11/23/2025	12/17/2
ABC TRUCKING - AB...	ABCT		RS REBILL INV	invoice	9478	RS5f0dd584-d081-1	11/23/2025	12/17/2
ABC TRUCKING - AB...	ABCT		RS REBILL INV	invoice	9478	RS5f0e0a29-d081-1	11/23/2025	12/17/2

Rows per page: 10 | 1-7 of 7


- To manage your invoices, click the red Manage Invoices button above the table. You can also click “Manage Invoices” in the left-hand navigation Invoices section or “Pay or Dispute Invoices” in the left-hand navigation Quick Links section. These links will open in a new browser tab.

5c Bucket: 61-90 **5e** Clear

5c Search

5d Filter **5f** Download **5f** Manage Invoices

7. Make sure the INVOICES tab is selected.



8. You now have a customizable view of all your summary invoices.

Invoices

[Help](#) [Latest Weekly Statement](#)

Add All		Summary Invoice Number	Billing Date	Invoice Type	Invoice Total	Remaining Balance	Due Date	Invoice Status	Dispute Status	Attachments
	View Pay Dispute	MI24493099	03/11/2026	MIGRATION CHRG INV	\$18,900.00	\$18,900.00	04/10/2026	Open		
	View Pay Dispute	PRST88M5D2DO2	03/11/2026	RS REBILL INV	\$404.19	\$404.19	04/10/2026	Open		
	View Pay Dispute	PRSSRCOVIF345	03/11/2026	RS REBILL INV	\$1,574.16	\$1,574.16	04/10/2026	Open		
	View Pay Dispute	PMRI3WYY07PG8	03/09/2026	M&R REBILL INV	\$990.31	\$990.31	04/08/2026	Open		
	View Pay Dispute	1453256	03/06/2026	CMS DAILY USE INV	\$65,180.86	\$65,180.86	04/05/2026	Open	Disputed	
	View Pay Dispute	PMRF818P62ZUC	03/05/2026	M&R REBILL INV	\$254.62	\$254.62	04/04/2026	Open		
	View Pay Dispute	PRSRF04E5EDMM	03/04/2026	RS REBILL INV	\$232.51	\$232.51	04/03/2026	Open		
	View Pay Dispute	PR58H83E0CNI	03/04/2026	RS REBILL INV	\$616.79	\$616.79	04/03/2026	Open		
	View Pay Dispute	TV23776676	02/24/2026	TOLL & VIOLATION INV	\$994.81	\$994.81	03/26/2026	Open		
	View Pay Dispute	PRSTFPYR6BX8	02/19/2026	RS REBILL INV	\$188.54	\$188.54	03/21/2026	Open		
	View Pay Dispute	PR53ZRQ4685YZ	02/19/2026	RS REBILL INV	\$215.40	\$215.40	03/21/2026	Open		

Rows per page: 500 - 1-401 of 401

9. Hover your mouse over the column headers to see the view options available for each.

An arrow icon indicates that the data in the column can be sorted in either ascending or descending order.

To sort, click the column header.

Invoice Total	Remaining Balance	Due Date	Invoice Status	Dispute Status	Attachments
\$68.40	\$0.00	Due Date 24	Closed		
\$17.15	\$0.00	10/18/2024	Closed		
\$112.64	\$0.00	10/18/2024	Closed		
\$39.62	\$0.00	10/18/2024	Closed		
\$9,244.59	\$0.00	10/18/2024	Closed		

10. Click the three dots to see other view options for the column.

Invoice Total	Remaining Balance	Due Date	Invoice Sta... ↑	⋮	Dispute Status
\$68.40	\$0.00	10/23/2024	Closed	Menu	
\$17.15	\$0.00	10/18/2024	Closed		
\$112.64	\$0.00	10/18/2024	Closed		
\$39.62	\$0.00	10/18/2024	Closed		

11. For example, click the Filter option to remove certain types of invoices from your summary view. In this example, we have selected to only see invoices with a status of “Open” on this tab by clicking Filter, then selecting Open from the Value dropdown menu, then clicking Add Filter.





Invoice Total	Remaining Balance	Due Date	Invoice Sta... ↑	⋮	Dispute Status
\$68.40	\$0.00			<ul style="list-style-type: none"> ↑ Sort by ASC ↓ Sort by DESC ⌵ Filter 🗑 Hide column ▣ Manage columns 	
\$17.15	\$0.00				
\$112.64	\$0.00				
\$39.62	\$0.00				
\$9,244.59	\$0.00				
\$253.09	\$0.00				
\$565.00	\$565.00	10/17/2024	Open		

	Summary Invoice Number	Billing Date	Invoice Type	Inv
Columns	Operator	Value		
×	Invoice Status	is		
+ Add filter				
View Pay Dispute	LP18556654		TE PAYMENT FEE INV	
View Pay Dispute	RO18556656		SET CHARGE INV	
View Pay Dispute	RO18556655		TE FEES INV	
			TE PAYMENT FEE INV	
			S REBILL INV	
			S REBILL INV	

	Summary Invoice Number	Billing Date	Invoice Type
Columns	Operator	Value	DOLL & VIOLATION INV
× Invoice Status	is	Open	ET LEASE INV
+ Add filter		Remove all	TERM LUMP INV
View Pay Dispute	68001	08/14/2024	CMS DAILY USE INV

You can use the options available on each column to customize the summary invoice tab view to your preferences.

12. You can download invoice information by clicking on the icon in the Attachments column.

Invoice Total	Remaining Balance	Due Date	Invoice Status	Dispute Status	Attachments
\$68.40	\$0.00	10/23/2024	Closed		
\$17.15	\$0.00	10/18/2024	Closed		
\$112.64	\$0.00	10/18/2024	Closed		
\$39.62	\$0.00	10/18/2024	Closed		

13. The dialog box will give you the option to download a PDF of the summary invoice, which is the same document that you received via email.


If the invoice has move-level details, you will also see an option to download an Excel file containing that detailed information.

Click the blue arrow icon to download a single file or the red Download All Attachments button to download all files shown in the window.

Attachments ×


68001

8/29/2024


[68001_08292024_161048_2589078_ABCT DOM-BFB.xlsx](#) 

Invoice
DCLI

8/14/2024

[68001_08142024_195934_2589078_ABCT DOM-BFB.pdf](#) 

Invoice
DCLI

[Download All Attachments](#) 

Viewing Invoice Details on DCLI.com

NOTE: Invoices issued on or before October 31, 2024, and that are still open do not show move-level invoice balance details on the View screen since payments could not be applied at this level in our previous system. You can see the Remaining Balance and Invoice Status for these invoices from the main screen of the Invoices tab. Invoices issued November 1, 2024, or later will show Remaining Balance and Invoice Status at both the summary level on the main Invoices tab and at the move level on the View screen.

1. To view detailed information about an invoice, click the blue View link.

View Pay Dispute	TV17065182	08/05/2024	TOLL & VIOLATION INV
View Pay Dispute	MA17065174	08/02/2024	M&R REBILL INV
View Pay Dispute	MC17065178C1	08/02/2024	MISC CHARGES CM
View Pay Dispute	RO17065175	08/02/2024	RS REBILL INV
View Pay Dispute	2001	07/12/2024	CMS DAILY USE INV
View Pay Dispute	MI16385186	07/12/2024	MIGRATION CHRG INV
View Pay Dispute	OT16385187	07/12/2024	ON TERMINAL CHRG INV

2. Some invoice types (toll & violation, migration charges, M&R rebill, etc.) will only have one row of information on the detail screen.

Invoice Details											
Summary Invoice Number: TV17777230		Billing Date: 09/05/2024		View Attachments							
Invoice Type	Invoice Number	Invoice Status	Invoice Total	Remaining Balance	Dispute Status	Attachments	Chassis Out	Container Out	Date Out	Container In	Date In
TOLL & VIOLATION INV	TV17777230	Closed	\$13.26	\$0.00					09/05/2024 10:48 AM		09/05/2024 10:48 AM

3. From this screen, you have another way to download a copy of the invoice PDF by clicking on the red View Attachments button at the top of the table
By clicking the icon in the Attachments column, you can also access the invoice PDF and, if the invoice has been paid, a PDF of the receipt will be available to download.

Attachments

TV17777230

9/5/2024

[REF-1000134_1725568518987.pdf](#)
Invoice Receipt
DCLI

[TV17777230.pdf](#)
Invoice
DCLI

[Download All Attachments](#)

4. Other invoice types (CMS daily use) will have multiple rows of information on the detail screen showing move-level details.
The view on this screen is customizable (sort, filter, hide, etc.) in the same manner as on the summary invoice screen.

Invoice Details

Summary Invoice Number: 68001 Billing Date: 08/14/2024 [View Attachments](#)

Invoice Type	Invoice Number	Invoice Status	Invoice Total	Remaining Balance	Dispute Status	Attachments	Chassis Out	Container Out	Date Out	Container In	Date In
CMS DAILY USE INV	DU17153923	Open	\$339.45	\$339.45			TSFZ540400		09/17/2021 05:52 AM		
CMS DAILY USE INV	DU17153944	Open	\$339.45	\$339.45			TSFZ558896	ABCT5351104	12/28/2021 06:59 AM		
CMS DAILY USE INV	DU17153959	Open	\$339.45	\$339.45			DDRZ901578	ABCT5357355	07/23/2022 10:43 AM		
CMS DAILY USE INV	DU17153984	Open	\$339.45	\$339.45			TSFZ546480	ABCT5316320	12/11/2021 12:21 PM		
CMS DAILY USE INV	DU17153986	Open	\$339.45	\$339.45			TSFZ553331	ABCT5324921	03/04/2022 10:31 AM		
CMS DAILY USE INV	DU17153257	Closed	\$385.35	\$0.00			DDGZ336854	ABCT5355901	05/27/2024 03:59 PM		
CMS DAILY USE INV	DU17153532	Closed	\$385.35	\$0.00			DDTZ313524	ABCT5322030	06/06/2024 12:08 AM		
CMS DAILY USE INV	DU17153546	Closed	\$349.68	\$0.00			TSFZ551918	ABCT5381475	06/02/2024 09:32 AM		
CMS DAILY USE INV	DU17153548	Closed	\$349.68	\$0.00			DDTZ330977	ABCT5323740	11/23/2023 02:28 AM		
CMS DAILY USE INV	DU17153567	Closed	\$385.35	\$0.00			LSFZ132031	ABCT5395170	06/07/2024 08:53 PM		
CMS DAILY USE INV	DU17153608	Closed	\$385.35	\$0.00			DDTZ331205	ABCT5310656	06/06/2024 01:59 AM		

Rows per page: 500 - 1001-1017 of 1017

5. From this screen, you have another way to download a copy of the invoice PDF and the Excel file containing all of the invoice detail by clicking on the red View Attachments button at the top of the table.

Attachments 68001

8/29/2024

[68001_08292024_161048_2589078_ABCT DOM-BFB.xlsx](#)
Invoice DCLI

8/14/2024

[68001_08142024_195934_2589078_ABCT DOM-BFB.pdf](#)
Invoice DCLI

[Download All Attachments](#)

6. By clicking an icon in the Attachments column, you can download a PDF of the receipt for paid invoices.

Attachments DU17153257

9/5/2024

[REF-1000132_1725562464095.pdf](#)
Invoice Receipt DCLI

[Download All Attachments](#)