

myDCLI DCLR RESERVATION GUIDE



In this guide, you'll learn about the reservation functionality for DCLR chassis.

Go to myDCLI.com/login

Enter your email address and click Next.

myDCLI

Log In

Log in to myDCLI

ed.mctow@abct.com

[No account? Create one](#)

You will receive a multi-factor authentication email containing a code to confirm your identity.

It will be sent from: myDCLI (via Microsoft) <account-security-noreply@accountprotection.microsoft.com>

Enter the code you receive in the field indicated and click Sign in.

myDCLI

Enter code

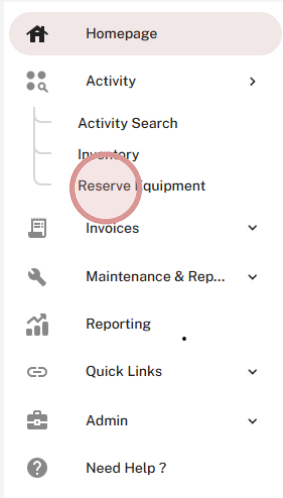
We just sent a code to your email address

Enter code

NOTE: If you want to save your credentials for a quicker login process, you can select to do that on the following "Stay signed in?" screen.

Creating a DCLR Reservation

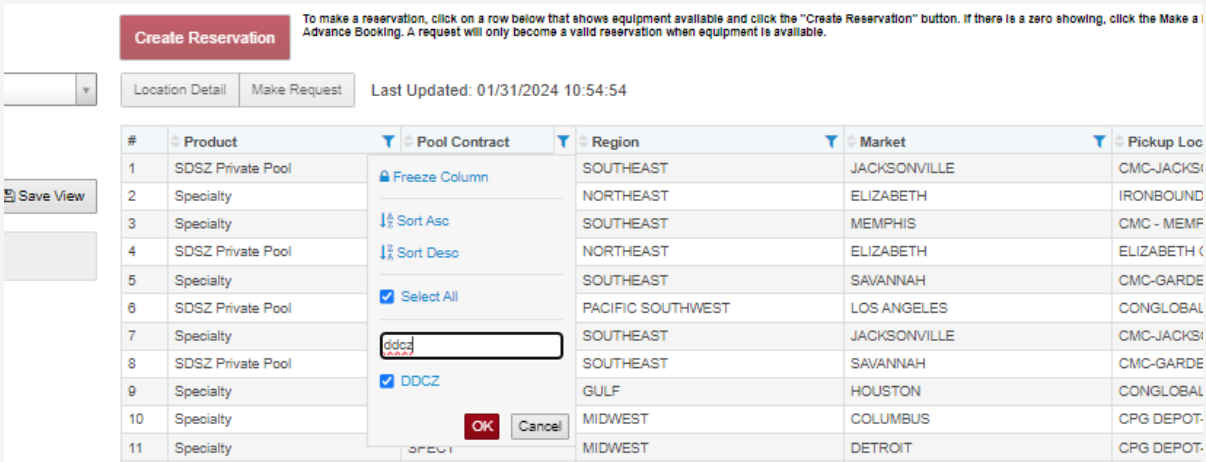
From the Activity section of the left-hand navigation, click “Reserve Equipment.” This will open a new browser tab.



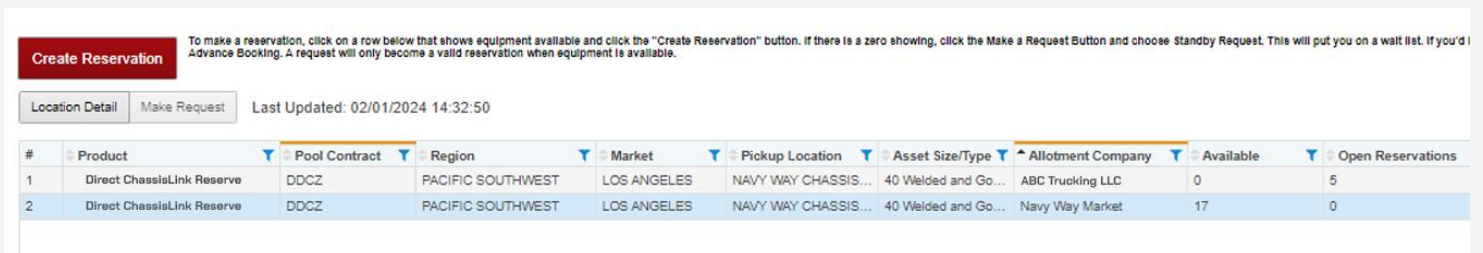
Make sure that the “Reserve Equipment” tab is selected.



In the Pool Contract Column, click on the Filter icon and enter “DDCZ” in the query box. Click “OK”. If chassis are available and you need the equipment immediately, click the “Create Reservation” button.



If you have an allotment, click on the row showing the specific allotment related to you or the customer you are doing the move for. If your allotment is full, choose the Navy Way Market row (if there are chassis available) to use a Free for Use DCLR chassis. Click the “Create Reservation” button.



From the drop-down menus, select the “Quantity” of chassis you would like to reserve and set the “Expiration Date/Time” for your reservation.

NOTE: Your reservation goes into effect immediately. The expiration date/time that you select sets the end of the timeframe during which you can pick up your chassis. The reservation is held open until you either pick up the chassis or the expiration date and time is reached. The maximum expiration timeframe that you can select is 72 hours. If you need a longer expiration timeframe, please contact customerservice@dcli.com.

NOTE: If your reservation is made after noon (local time) on a Friday, you will be given the option to have it expire Saturday, Sunday, or Monday.

If you have a reference number for your reservation, enter it in the “Reference #” field.

If you would like a copy of the reservation to be emailed to another party, enter their email address in the “CC Email” field.

Once you have entered all of your reservation information, click the “Submit” button to create your reservation..

Create Reservation ✕

* indicates required field

Reservation Pool

Location NAVY WAY CHASSIS DEPOT

Pool Contract DDCZ

Asset Type 40 Welded and Gooseneck

Allotment Company ABC Trucking LLC

Quantity and Expiration Date/Time

Quantity * 2

Date/Time * 02/01/2024 23:59 EST

Additional Information

Reference #

CC Email No CC Email Selected

You (and the CC email address, if specified) will receive a confirmation and reservation number for each chassis you reserve. A 301 message is also sent so that the start/stop location is aware that a chassis will be outgoing on a valid DCLR reservation.

EXAMPLE: A reservation made for three chassis will generate three different Reservation Numbers, three email confirmation messages, and three 301 messages.

Success ✕

Reservation(s) Created

Asset Type 40 Welded and Gooseneck

Reference #

Quantity 2

Pool Contract DDCZ

Allotment Company ABC Trucking LLC

Create Date/Time 01/31/2024 11:04

Motor Carrier ABC Trucking LLC

CC Email

RESERVATION #	EXPIRATION DATE/TIME	LOCATION	ADDRESS
DDCZ000070	02/01/2024 23:59	NAVY WAY CHASSIS DEPOT	895 REEVES AVENUE SAN PEDRO, CA
DDCZ000071	02/01/2024 23:59	NAVY WAY CHASSIS DEPOT	895 REEVES AVENUE SAN PEDRO, CA

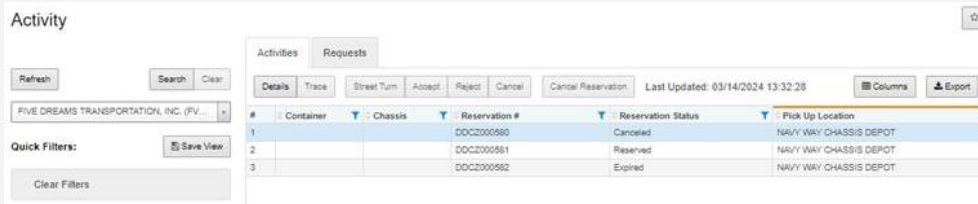
Viewing a DCLR Reservation

Once you’ve created DCLR reservations, they will be visible in the “Activity” tab.

INVOICES CHASSIS ACTIVITY COMPANIES AND USERS **ACTIVITY** RESERVE EQUIPMENT INVENTORY ANNOUNCEMENTS NOTIFICATIONS

Within the “Activities” section of the Activity tab, you will see all reservations that have been created for your SCAC. Reservations fall into five statuses:

- **Reserved** – a reservation that is currently open and valid to outgate equipment
- **Canceled** – a reservation that was canceled because it was no longer needed
- **Expired** – a reservation that was made but was never used to outgate a piece of equipment
- **Utilized** – a reservation that was used to outgate a piece of equipment and that piece of equipment is still out on the street
- **Completed** – a reservation that was used to outgate a piece of equipment and that piece of equipment was ingated and the move is now closed.

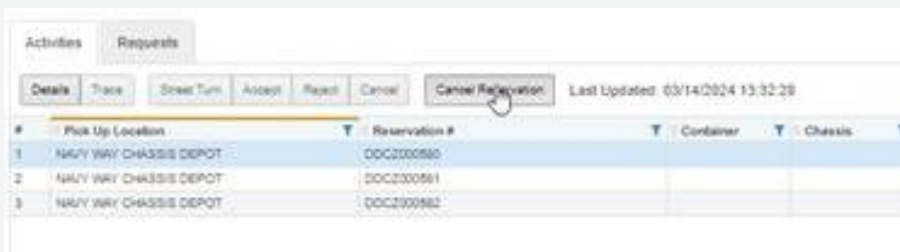


The screenshot shows the 'Activity' section of a software interface. It includes a search bar, a 'Refresh' button, and a 'Quick Filters' section. Below these is a table with columns for '#', 'Container', 'Chassis', 'Reservation #', 'Reservation Status', and 'Pick Up Location'. The table contains three rows of reservation data.

#	Container	Chassis	Reservation #	Reservation Status	Pick Up Location
1			DDC2000580	Canceled	NAVY WAY CHASSIS DEPOT
2			DDC2000581	Reserved	NAVY WAY CHASSIS DEPOT
3			DDC2000582	Expired	NAVY WAY CHASSIS DEPOT

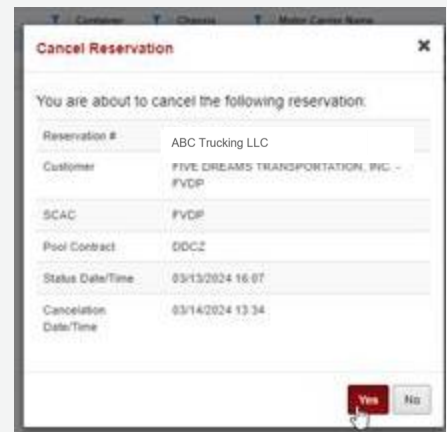
Canceling a DCLR Reservation

If you need to cancel a reservation that you’ve created, select the row showing the appropriate reservation number to highlight it and click “Cancel Reservation”.



This screenshot is similar to the previous one, but the 'Cancel Reservation' button in the top toolbar is highlighted with a mouse cursor. The table below shows the same reservation data.

#	Pick Up Location	Reservation #	Container	Chassis
1	NAVY WAY CHASSIS DEPOT	DDC2000580		
2	NAVY WAY CHASSIS DEPOT	DDC2000581		
3	NAVY WAY CHASSIS DEPOT	DDC2000582		

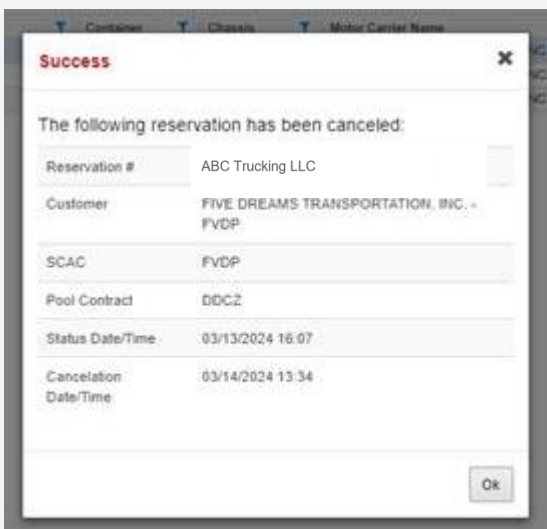


The screenshot shows a 'Cancel Reservation' dialog box. It contains the following information:

- Reservation #: ABC Trucking LLC
- Customer: FIVE DREAMS TRANSPORTATION, INC. - FVDP
- SCAC: FVDP
- Pool Contract: DDCZ
- Status Date/Time: 03/13/2024 16:07
- Cancellation Date/Time: 03/14/2024 13:34

At the bottom right, there are 'Yes' and 'No' buttons.

You will receive an email confirmation notifying you that the reservation has been cancelled. The system will also trigger a cancellation 301 message that will be sent to the start/stop location letting them know the reservation is no longer valid. Once you’ve canceled the reservation, the Reservation Status will change from “Reserved” to “Canceled” and the reservation will no longer be able to be used to outgate equipment.



The screenshot shows a 'Success' dialog box with the following information:

- Reservation #: ABC Trucking LLC
- Customer: FIVE DREAMS TRANSPORTATION, INC. - FVDP
- SCAC: FVDP
- Pool Contract: DDCZ
- Status Date/Time: 03/13/2024 16:07
- Cancellation Date/Time: 03/14/2024 13:34

An 'Ok' button is located at the bottom right.